



POLICE DEPARTMENT
"AN INTERNATIONALLY ACCREDITED AGENCY"

David W. Haren
Chief of Police

1287 HEBRON RD • HEATH, OHIO 43056 • (740) 522-2141 • AX (740) 522-6365

Annual Report



For The Year 2020



COMMISSION ON ACCREDITATION FOR LAW ENFORCEMENT AGENCIES



POLICE DEPARTMENT
"AN INTERNATIONALLY ACCREDITED AGENCY"

David W. Haren
Chief of Police

1287 HEBRON RD • HEATH, OHIO 43056 • (740) 522-2141 • AX (740) 522-6365


Administrative Reports




For The Year 2020



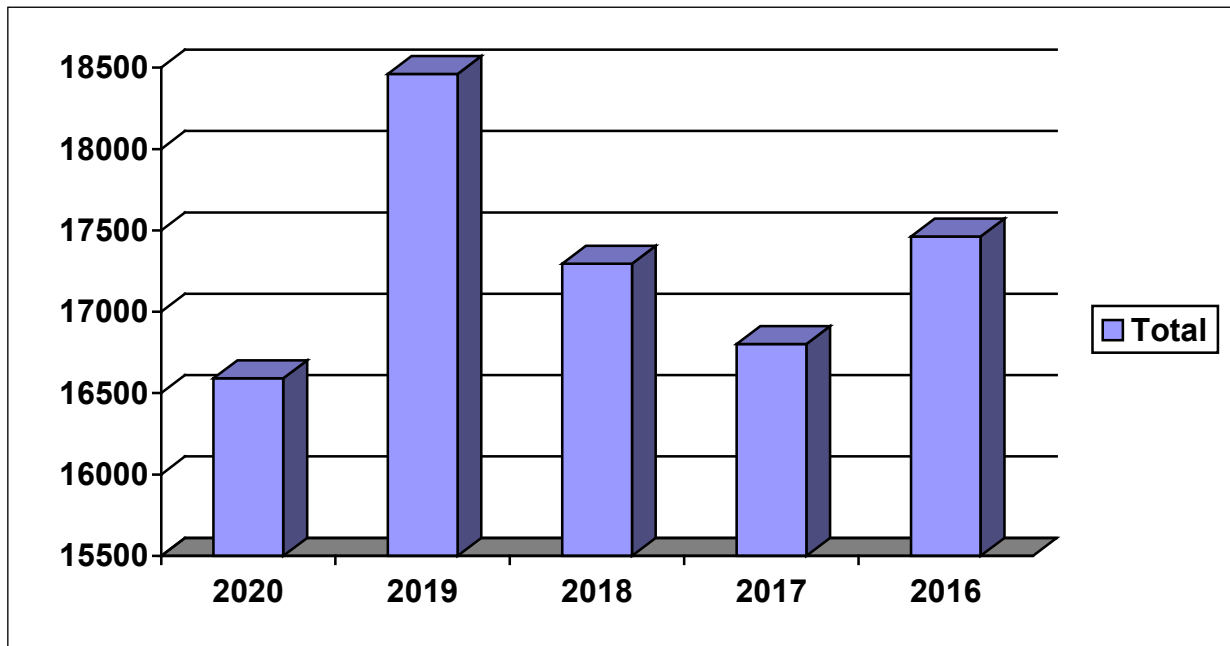
COMMISSION ON ACCREDITATION FOR LAW ENFORCEMENT AGENCIES



2020 STATISTICS FOR
REPORTING OF CALLS FOR
SERVICE, TRAFFIC OFFENSES
AND CRIMINAL OFFENSES



CALLS FOR SERVICE 2020

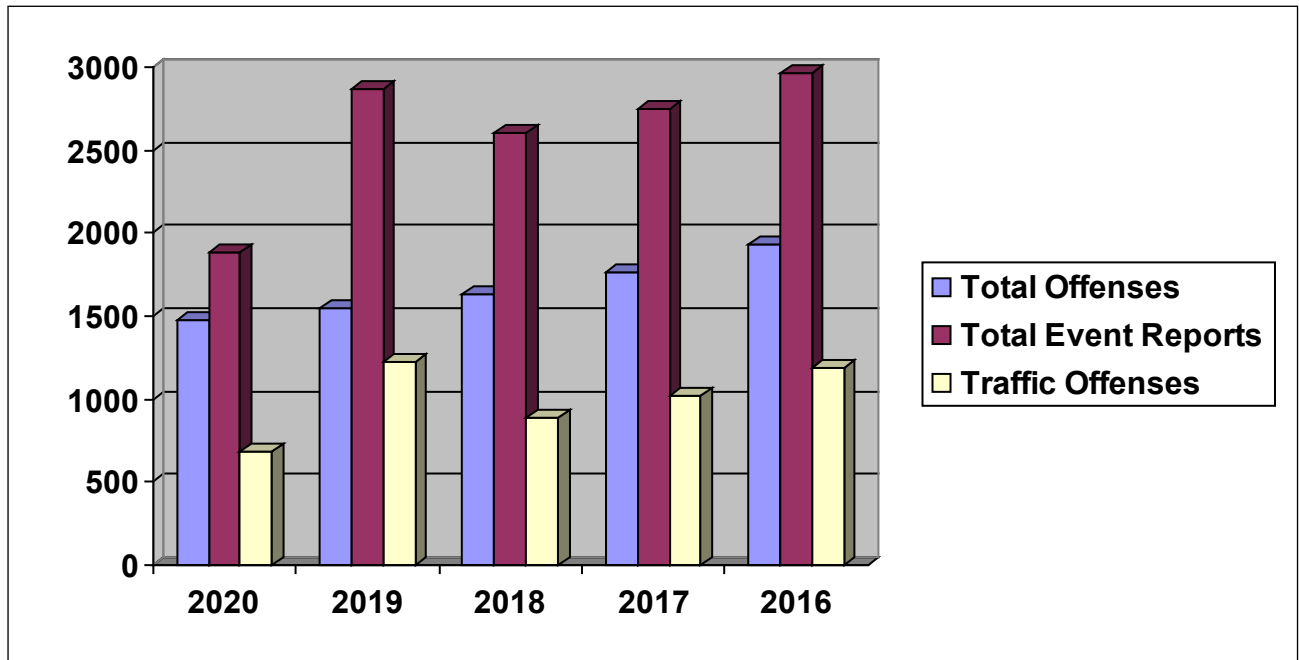


The above diagram shows the number of calls for service for the last 5 years including 2020. As can be observed on the diagram, there is drastic drop in calls for service for the 2020 year. The number of calls for service (16,591) is lowest of the past 5 years. There was a total of 1,938 self-initiated tasks for 2020 compared to 3,182 self-initiated tasks documented in 2019.

Calls for Service or CFS, is a wide range of contact that police have with the public. Not all CFS are crime related. Many CFS involve traffic incidents such as traffic stops with citations or crash investigations. Many of the CFS are crimes in progress, under investigation or simply follow up. There a still other CFS that consists of police or dispatch assisting a citizen for non-criminal matters such as fingerprinting for employment or answering questions in regards to private matters. Calls for service also are comprised of a mix of self-initiated calls by officers and officers responding to complaints.

The explanation for the dramatic decrease is due to COVID-19. The effects of the pandemic stretched from lack of calls for service and additionally low officer self-initiated tasks. Many citizens sheltered in place and many businesses closed during the month of March and April. During this time frame, the department was placed on strict response restrictions. Essentially, officers were responding to calls for service as required, but were not actively seeking out crime activity. The patrols that were being conducted were primarily for crime prevention.

REPORTING: CRIMINAL OFFENSES AND TRAFFIC OFFENSES

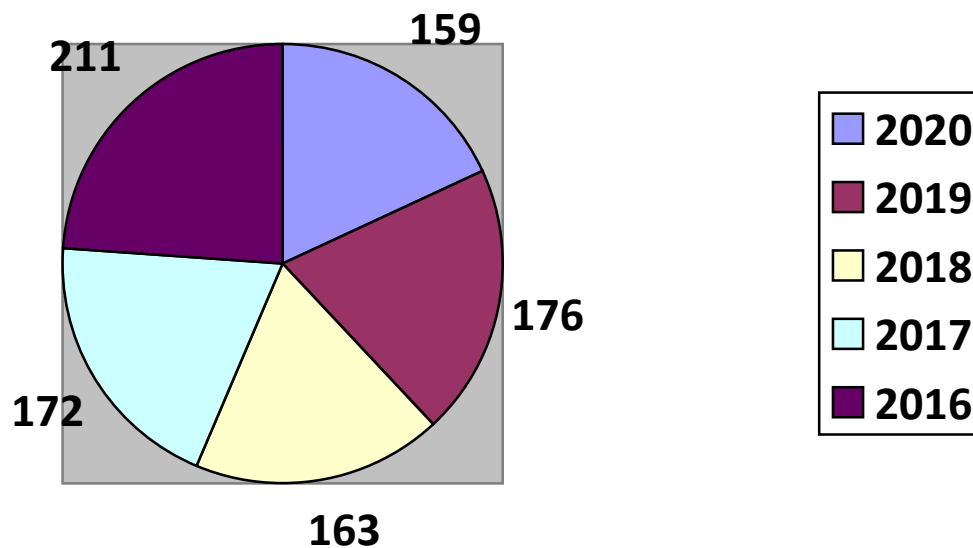


The total number of event reports, offense reporting and traffic offenses have dramatically decreased. Typically, one offense report can have multiple offenses listed. Additionally, not all event reports result in a criminal investigation. Some events that are reported may not be defined as criminal, but are important enough to document the event and details for future review. Officers are trained to identify important moments to provide thorough documentation that may be needed for reporting purposes but not necessarily for criminal offenses.

The COVID19 pandemic changed societal participation in every day events. Police activity corresponds with society's active living moments. Once society slowed and sheltered in place, police activity followed.

The one benefit to the COVID19 pandemic was that violent crime decreased in comparison to the previous years. The 2020 year showed the lowest violent crime rate for the last five years.

Violent Crime by Year

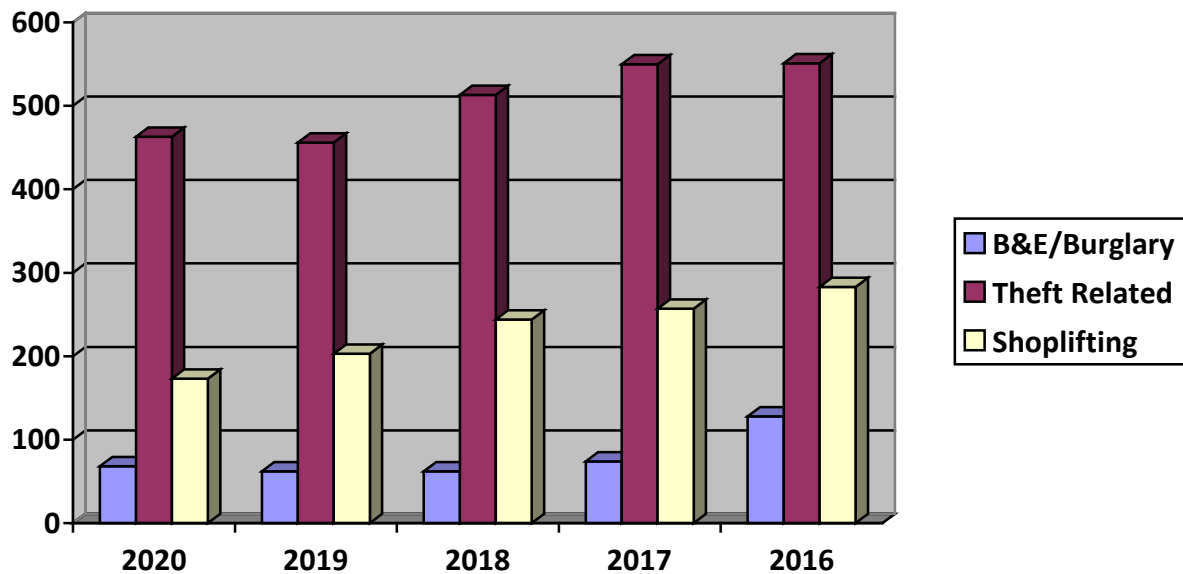


The report of violent crimes has shown an to decrease to 159 reports. These reports range from simple assault, kidnapping, robbery, and rape. In 2019 at total of 176 violent crimes were reported. Many times, reports that are made are later classified as a different crime or its concluded that the crime was falsely reported. The numbers provided are based on the initial report made.

Approximately 10% of the crimes committed in 2020 were identified as violent crime which despite COVID19 remains about the same in comparison to previous years.

The violent crime comparison is relatively low compared to neighboring agencies. In addition, the number of violent crimes has remained closely the same throughout the last decade with only a few minor increases and decreases.

THEFTS, B&E/BURGLARY AND SHOPLIFTING



Non-violent crimes account for the majority of police activity. The major components of non-violent crimes are theft related. The above graph breaks down the three major types of theft which are: Breaking and Entering, shoplifting, theft (other than shoplifting which includes fraud).

As noted, the number of B&E/Burglary reports and theft related reports increased slightly but remains relatively on par. There was a decrease in shoplifting and over theft related offenses in 2020 which can be attributed to reduced night time hours of retail stores or in some cases, temporary and permanent closures of some retail stores.

Personnel

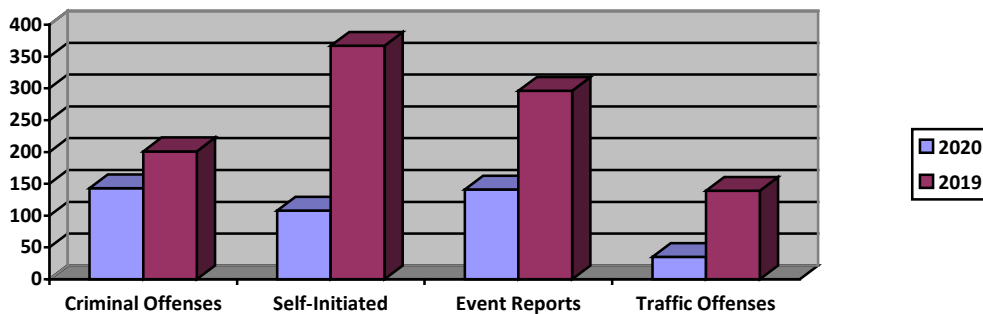
The Heath Police Department lost one officer to retirement in the month of April however and then another officer to another agency in November. Regardless, the patrol staffing was not a huge impact in policing, but rather the ability to police the community was affected by the COVID19 pandemic. The hiring process continued throughout 2020 to find and retain qualified candidates.

SPECIAL CONSIDERATIONS- COVID19

COVID19 had a direct effect on policing and how the community adjusted. For a short time, the community sheltered in place and police activity slowed drastically.

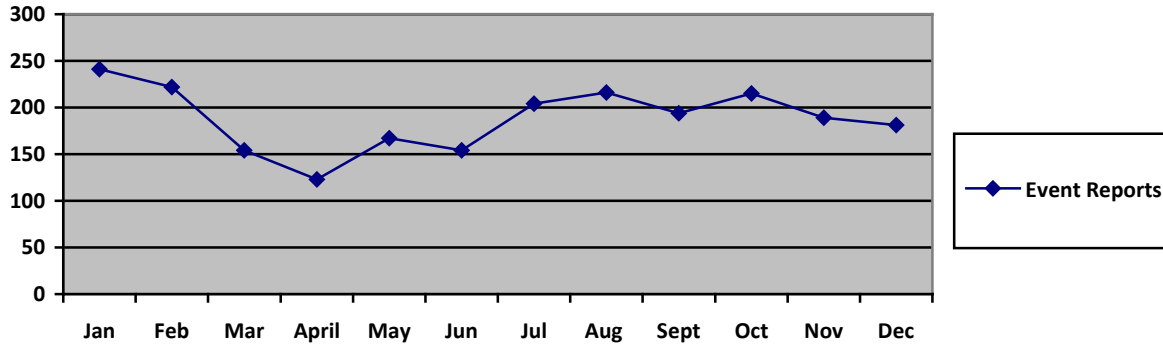
To prepare and adapt to the pandemic, the Heath Police modified the working schedule from 10 hour shifts to 12-hour shifts. Officers worked (3) 12 hour shifts in a row followed by (1) 6-hour shift. Four teams were created to supplement the shifts but designed to keep teams separated as to limit any possible cross contamination.

Additionally, officers were instructed to limit police activity to limit the amount of contact with citizens. The results were a drastic decline in self-initiated tasks. The below diagram demonstrates compared numbers between 2019 and 2020 during the time frame of 4-5-20 to 5-16-20. These dates correspond to the COVID19 police enforcement plan.



Event reporting dipped at the height of the COVID19 pandemic when most communities were experiencing a lock-down style government. The below diagram demonstrates the trend of reporting with the Heath Police Department. A drastic drop in numbers is shown during the months of March, April, May and June. Although reporting increased starting in July, these numbers never gained the same momentum of January.

2020 Event Reports by Month



Conclusion

The COVID19 caused a drastic change in policing. Policing adapted from pro-active law enforcement style to re-active police force. Although crime did decrease temporarily, the effects of COVID19 did not stop crime. In fact, as the summer months approached, crime rebounded particularly theft related crime.

The COVID19 pandemic plan was created to protect officers and the community. The success of this plan is self-evident as no officers were injured by COVID19.

The statistics used to complete this report was compiled with use of the EmeriTech and InterCad system. These two reporting systems are used to document calls for service, event reporting and officer self-initiated activity.



2020 RESPONSE TO REVIEW ANALYSIS



2020 Response to Resistance Review

Purpose and Scope

Annually, the Heath Police Department conducts an analysis of its use of force activities, policies and practices. The analysis includes:

1. Date and time of incidents;
2. Types of encounters resulting in use of force;
3. Trends or patterns related to race, age and gender of subjects involved;
4. Trends or patterns resulting in injury to any person including employees; and
5. Impact of findings on policies, practices, equipment and training

Response to Resistance Policy

It is the policy of the Heath Police Department to respond to resistance with only that force which is reasonably necessary to accomplish lawful objectives.

Reporting Requirements

The requirements for an incident to be considered a use of force are as follows:

1. Use of lethal or non-lethal weapon to affect an arrest.
2. Injury was caused to suspect or suspect claimed an injury was caused during an arrest.
3. Severe property damage caused during an arrest
4. Weapon used to humanely destroy a sick or injured animal.
5. When force is applied using a police vehicle as the weapon or means.

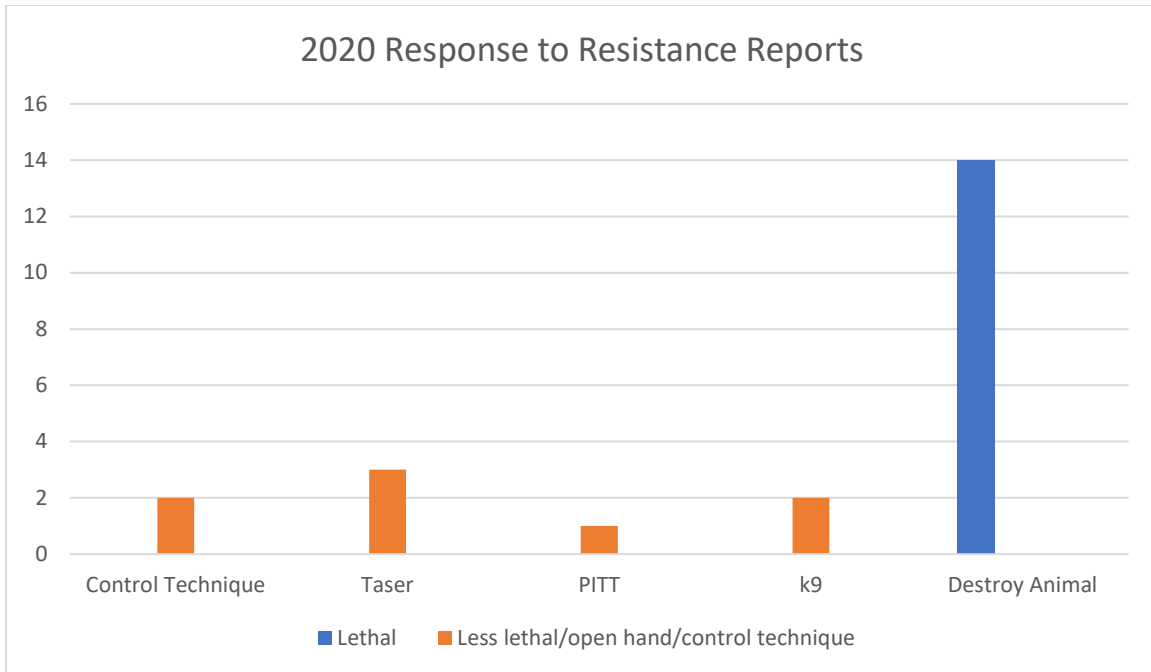
Review of 2020 Response to Resistance Reports

The Heath Police Department has accounted for 22 incidents in which force was used by an officer in the line of duty.

Of the 22 incidents, 14 were reported for sick or injured animal and the animal was humanely destroyed by. The remaining (8) reports were due to an arrest made on a suspect and some type of force was used.

The below diagram illustrates the incidents for 2020. All instances of force used is considered non-lethal. Of the 8 reports in which an arrest was made, 2 were at the direct result of control techniques used on a non-compliant suspect, 3 was use of a taser on a non-compliant subject. The police K9 was used for 2 apprehensions in which the K9 actively bit the suspect. And 1 use of force was documented for a PITT on a fleeing suspect vehicle.

2020 Response to Resistance Review



Each case was forwarded to be reviewed by a supervisor to ensure policy was followed and the minimal amount of force necessary was used. All findings were then forwarded to the Chief of Police for a final review. There were no reports found to be out of policy regarding the use of force. One report noted a policy violation in regards to use of emergency lights/sirens but did not directly affect the use of force.

There were no civil lawsuits filed in 2020 in regards to excessive force. In addition, there were no claims of severe injury to either officers or suspects that may have been caused during an arrest.

The number of responses to resistance review (not including dispatching of animals) did increase by one. The below diagram depicts those reviews which do not include any reviews involving animals. Regardless of the one increase, there is no correlation that would suggest any improper use of force.

2020 Response to Resistance Review



Types of Encounters

Of the reported encounters, one involved an initial complaint in which a citizen contacted the police to report a suspicious person or activity. One report was as a result of serving a warrant. The remaining four reports occurred while officers were investigating a complaint. One report referenced a welfare check on a suicidal person. Five reports were at the result of a crime in progress (2 felony, 3 misdemeanor crimes).

Time of Day/Night

Of the 8 events, 4 encounters occurred between the hours of 1830 and 2200. The remaining 4 encounters occurred between 0000-0700hrs. Three of the incidents that occurred prior to 2200, were in reference to a citizen complaint that required an officer's presence. The remaining reports occurred after an officer interrupted a crime in progress and the suspect resisted arrest.

Race/Gender

Of the 8 events, 6 subjects were male adults and Caucasian and two subjects were adult female Caucasians. One of the adult females exhibited symptoms of poor mental health. Both adult females and two of the adult males exhibited signs of being under the influence of a drug or alcohol.

2020 Response to Resistance Review

Injuries

Arrestees:

Two suspects required medical attention for a K9 bite. Both were treated and released within a short amount of time at the local hospital. One suspect required long term medical attention due to injuries to the head from falling after being tasered.

Officers:

There were no significant injuries reported. Any injuries were reported as minor and did not require advanced medical care.

Training

All officers were up to date on reviewing and testing of the response to resistance policy. Yearly updates and training on non-lethal and lethal weapons were conducted. All officers were properly qualified on the use of weapons and arrest tactics. Through the reviews, it has been proven that officers used the minimal amount of force necessary on a combative person.

Suggested Training Improvements

Include additional hands-on training throughout the year that includes refresher in the basics of hand-cuffing, searching and controlling. Additional training to add take-down moves, ground control techniques and escape holds.

Equipment

Officers are equipped with standard police equipment. Nothing inhibits the performance of the officers. One vital piece of equipment that is deployed is the use patrol car video cameras. Often times the cameras show a perspective that supports the officer's actions or in cases where poor tactics are used, the cameras show at what point the officer can improved upon those tactics. The Heath Police Department updated to new camera system which appears to be reliable.

Trends

Race/Age/Gender

Adult white males account for 80% of the use of force arrests. The current demographics for the service area:

RACE	White: 100%	Non-White: 0%
GENDER	Male: 80%	Female: 20%
AGE	Adult: 100%	Juvenile: 0%

2020 Response to Resistance Review

Data Sources:

1. US Census City/Town Population estimates - Most recent state estimates from the Census Bureau's Population Estimates Program
2. 2017 Annual Estimates of the Resident Population (PEPANNRES)
3. 2012-2016 American Community Survey 5-Year Estimates (S0101 - Age and Sex)
4. 2012-2016 American Community Survey 5-Year Estimates (S1101 - Households and Families)
5. 2012-2016 American Community Survey 5-Year Estimates (DP03 - Selected Economic Characteristics)
6. 2012-2016 American Community Survey 5-Year Estimates (DP04 - Selected Housing Characteristics)
7. 2012-2016 American Community Survey 5-Year Estimates (B02001 - Race)

Review of Policy

The policy continues to hold sound tactics and qualified guidelines for officers to follow. The policy is up to date to recent court findings and includes emphasizes on de-escalation tactics. The current policy is well defined and contributes good sound police tactics that minimizes injuries to officers and citizens. It also minimizes civil law suits and/or questionable actions on the behalf of officers.

Conclusion

Additional training should be covered by training officers in regards to tactics to be used when responding to events involving multiple offenders. Additionally, training should be focused at a team level on a regular basis as opposed to only one yearly department training event.



POLICE DEPARTMENT

"AN INTERNATIONALLY ACCREDITED AGENCY"

David W. Haren
Chief of Police

1287 HEBRON RD • HEATH, OHIO 43056 • (740) 522-2141 • AX (740) 522-6365

Pursuit Analysis 2020

Date	Time	Initial Complaint	Suspect Actions	Pursuit Termination
1/7/2020	2:26 AM	Traffic Violation	High speeds and evasive actions.	Suspect attempted to flee on foot but was arrested. Arrested.
1/18/2020	9:57 PM	Traffic Violation	High speeds and evasive actions.	Suspect's vehicle stopped. Fled on foot. Arrested.
4-9-2020	3:13 AM	Suspicious activity in construction site.	High speeds and evasive actions.	Vehicle stopped by PTT maneuver. 2 suspects Arrested.
8-2-2020	2:53 AM	Disturbance	High speeds and evasive actions.	Suspect vehicle escaped. No arrests made.
8-19-2020	12:28 AM	Traffic Violation	High speeds and evasive actions.	Suspect vehicle escaped after termination of pursuit. No arrest made.
10-12-2020	12:15 AM	Traffic Violation	High speeds and evasive actions.	Suspected stopped vehicle became disabled. Arrested.
10/30-2020	9:18 PM	Random registration check	High speeds and evasive actions.	Suspect fled on foot after crashing the vehicle into a residence. No arrest.





POLICE DEPARTMENT

“AN INTERNATIONALLY ACCREDITED AGENCY”

David W. Haren
Chief of Police

1287 HEBRON RD • HEATH, OHIO 43056 • (740) 522-2141 • AX (740) 522-6365

Date	Time	Initial Complaint	Suspect Actions	Pursuit Termination
12-8-2020	5:10 PM	Suspect robbery	High speeds and evasive actions.	Suspect vehicle escaped. No arrests.
1/18/2020	9:57 PM	Traffic Violation	High speeds and evasive actions.	Suspect's vehicle stopped. Fled on foot. Arrested.

The number of vehicle pursuits in the past five years are

- 2019 - 5
- 2018 - 7
- 2017 - 2
- 2016 - 3
- 2015 - 4

As seen in the chart above, the Heath Police Department had a total of 9 pursuits in 2020, which is a significant increase over past years. A synopsis of the pursuits are as follows:

1. 1-7-2020: An officer attempted to stop a vehicle for a speed violation and the driver failed to comply. The driver fled the officer from the area of Irving Wick Drive and State Route 79 to 1100 Thornwood Drive. The driver fled at speeds of 100 M.P.H before stopping the vehicle and fleeing on foot. The suspect was located and arrested and was found to have a felony warrant for his arrest. There were no reported injuries or accidents related to this incident.
2. 1-18-2020: An officer attempted to stop a vehicle for a registration violation on Keller Drive. The driver of the vehicle failed to comply and fled from the officer at higher speeds. The suspect attempted to lose the pursuing officer through evasive actions and eventually abandoned his vehicle at an apartment complex in Newark before fleeing on foot. The suspect was located and arrested. The suspect gave no reason for fleeing. There were no reported injuries or accidents resulting from the pursuit.





POLICE DEPARTMENT

"AN INTERNATIONALLY ACCREDITED AGENCY"

David W. Haren
Chief of Police

1287 HEBRON RD • HEATH, OHIO 43056 • (740) 522-2141 • AX (740) 522-6365

3. 4-9-2020: An officer attempted to stop a vehicle that was seen leaving a construction site. The officer suspected suspicious activity due to recent thefts of construction tools and equipment. The suspects fled in their vehicle and a PTT maneuver was performed, which ended the pursuit. Two suspects were arrested and were found to have tools stolen from the construction site in their vehicle. The PTT maneuver resulted in some vehicle damage but no reported injuries.
4. 8-2-2020: Officers responded to a report of a disturbance and witnessed a four-wheel ATV leaving the area. When the officers attempted to stop the ATV the driver fled. There were two other passengers on the ATV and the driver used evasive tactics and drove at high rates of speed to avoid the pursuit. Due to the danger of injury to the suspects, the pursuit was terminated. The identity of the suspects remains unknown.
5. 8-19-2020: An officer attempted to make a traffic stop on a motorcycle that was speeding. A short pursuit ensued which was terminated once the motorcycle outran the patrol vehicle. The identity of the suspect remains unknown.
6. 10-12-2020: An officer attempted to stop a speeding vehicle. The driver did not stop and took evasive actions and drove at speeds in excess of 100 M. P. H. in order to try to evade the pursuing officer. The suspect's vehicle became disabled and the suspect stopped and was taken into custody. The vehicle was found to be stolen and the suspect had multiple felony warrants. There were no injuries or accidents as a result of this pursuit.
7. 10-30-2020: An officer conducted a random registration check on a vehicle and found that the registered owner of the vehicle had a felony warrant. The officer followed the vehicle attempting to wait for back-up units but had to attempt to stop the vehicle prior to the arrival of other units. The vehicle fled and eventually fled along a sidewalk through building that the officer's vehicle was unable to negotiate. It was found that the vehicle had crashed into a residence and the driver had fled on foot. The registered owner was found to be incarcerated at the time of the incident and the driver was not identified. Newark PD completed an accident report for this incident but no injuries were reported.
8. 12-8-2020: Officers responded to what was reported as a robbery at Target. The suspect vehicle was located and fled when officers attempted to stop the vehicle. The pursuit involved evasive driving by the suspect and speeds in excess of 100 M. P. H. on State Route 16. The pursuit was terminated when the vehicle was lost in traffic in the area of New Albany. Investigation is continuing in this case to attempt to identify the suspects. There were no accidents or reported injuries as a result of this pursuit.





POLICE DEPARTMENT

"AN INTERNATIONALLY ACCREDITED AGENCY"

David W. Haren
Chief of Police

1287 HEBRON RD • HEATH, OHIO 43056 • (740) 522-2141 • AX (740) 522-6365

9. 12-24-2020 : An officer attempted to stop a vehicle for a traffic violation. A traffic stop was initiated on the suspect by the officer and the suspect initially stopped. Once contact was made the driver became argumentative and eventually re-entered his vehicle and fled the scene. The officer pursued the suspect who eventually wrecked his vehicle into a residence in Hebron. The suspect then fled a short distance on foot and stole another vehicle and again fled the scene. The stolen vehicle was located in the area a short time later but the suspect had fled. The officer was able to positively identify the suspect and charges were filed. The suspect was found to have several active warrants for his arrest. There were no reported injuries during the pursuit but an accident report was taken by Hebron PD for the vehicle striking a residence.

An analysis of the pursuits involving the Heath Police Department in 2020 resulted in the following findings. There was a total of nine pursuits for the Heath Police Department in 2020, which is the highest number of pursuits for the department in the past five years. Six of the pursuits were initiated due to traffic violation and or registration violations. Three of the pursuits resulted from criminal activity that was reported to the police department or in progress. Two pursuits resulted in accidents but there were no injuries reported from any of the pursuits. Five of the pursuits resulted in arrest on charges related to the pursuit or on warrants or other criminal charges for the suspects involved. Four of the pursuits ended without the driver of the vehicle being identified.

Further analysis indicated that forcible stopping techniques were able to be used in one of the pursuits and resulted in the end of the pursuit and apprehension of the two suspects in the vehicle. The technique used was the PTT maneuver and was conducted within departmental policy by an officer who was properly trained in the technique. It was determined that there was no need for revisions to any pursuit or forcible stopping technique policies during 2020.





POLICE DEPARTMENT

"AN INTERNATIONALLY ACCREDITED AGENCY"

David W. Haren
Chief of Police

1287 HEBRON RD • HEATH, OHIO 43056 • (740) 522-2141 • FAX (740) 522-6365

Citizen Complaints 2020

In 2020 there were no citizen complaints received against any Heath Police Department employee.

Total number of citizen complaints from the previous five years:

2019=1

2018=3

2017=1

2016=4

2015=7

Definitions:

Unfounded complaint: a complaint found to have no basis to the allegation.

Not sustained: a complaint that has no real evidence to support the allegation.

Sustained: a complaint that has been found to have evidence that supports the allegation.

Exonerated: total relief of any guilt or blame on the part of the accused officer.

Prepared by Sgt. Zach Markley



POLICE DEPARTMENT

"AN INTERNATIONALLY ACCREDITED AGENCY"

David W. Haren
Chief of Police

1287 HEBRON RD • HEATH, OHIO 43056 • (740) 522-2141 • FAX (740) 522-6365



POLICE DEPARTMENT

"AN INTERNATIONALLY ACCREDITED AGENCY"

David W. Haren
Chief of Police

1287 HEBRON RD • HEATH, OHIO 43056 • (740) 522-2141 • AX (740) 522-6365

Employee Grievances 2020

In 2020, there was 4 employee grievances filed. This is significant decrease over the average number of grievances per year over the last 5 years. The number of grievances filed in the last five years were:

2019 - 1 Grievances
2018 – 8 Grievances
2017 – 4 Grievances
2016 – 4 Grievances
2015 – 0 Grievances

A summary of the employee grievance filed in 2020 was as follows:

- 20-1: An officer filed a grievance requesting overtime in order to remedy an issue regarding paperwork for insurance. The officer had requested overtime hours for attempting to resolve the issue at least partially on an off day. The resolution was the officer's grievance was denied and the officer did not receive overtime compensation.
- 20-2: This grievance was filed to request compensation in the form of overtime for issues related to time spent on the officers off-day to correct issues related to time sheet hours and submission. The officer wanted compensated because the time sheet had not been approved by a supervisor prior to the officer's last day of work in the preceding pay period. The resolution was that the officer's grievance was denied and the officer did not receive overtime compensation.
- 20-3: This grievance was filed to request monetary reimbursement for testing related to Covid-19 by three aggrieved officers. The officers and/or their family members had testing conducted based upon information from the Human Resources department that were pre-approved for reimbursement but had to be paid by the officer initially. The grievance was resolved in favor of the officers and the officer received the reimbursement for the testing.
- 20-4: This grievance was related to overtime call out procedures. The aggrieved officer stated that call out procedures for overtime were not correctly followed for an incident and the officer requested compensation consisting of pay for the overtime hours that were not made available for the officer. The officer was found to be aggrieved; however, the resolution was that the officer was placed at the top of the voluntary overtime list for the next available period of voluntary





POLICE DEPARTMENT

"AN INTERNATIONALLY ACCREDITED AGENCY"

David W. Haren
Chief of Police

1287 HEBRON RD • HEATH, OHIO 43056 • (740) 522-2141 • AX (740) 522-6365

overtime.

A total of four grievances were filed in 2020 with two finding that the filing officer(s) were aggrieved and two were found against the filing officer(s). Two were related to medical insurance related issues, one was related to time submissions, and one was related to overtime call out.

Although the total of four grievances is an increase from the one grievance filed in 2019, the number is still half of 2018, which was the year with the highest number of grievances filed in the last five years, which had a total of 8 grievances.





POLICE DEPARTMENT
"AN INTERNATIONALLY ACCREDITED AGENCY"

David W. Haren
Chief of Police

1287 HEBRON RD • HEATH, OHIO 43056 • (740) 522-2141 • AX (740) 522-6365

Crime Analysis



For The Year 2020



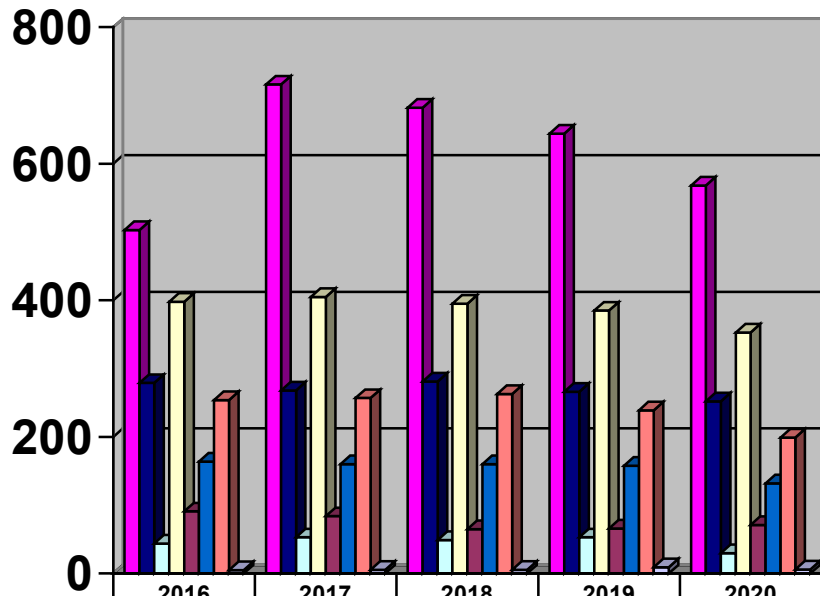
COMMISSION ON ACCREDITATION FOR LAW ENFORCEMENT AGENCIES



2020 TRAFFIC ANALYSIS



2020 Traffic Analysis



	2016	2017	2018	2019	2020
Total Accidents Reported	503	716	682	644	568
Non-injury Accidents	279	268	281	266	252
Private Property	44	53	49	53	30
Crash Reports Taken	398	405	395	385	353
Injury Accidents	91	84	65	66	71
Intersection related	164	160	160	158	132
Accidents with Citation	254	257	263	239	199
Traffic Enforcement Index	5.1	5.4	5.5	9.3	5.8

Fatal Accidents

2017	2018	2019	2020
1	0	2	0

Accidents

Reported accidents and the number of Ohio crash reports (OH1) submitted will always vary. Officers responding can find the drivers do not require an OH1 report to be completed and exchange information. This is common for private property crashes. Other situations happen quite frequently such as no accident being found or the accident was in another agency's jurisdiction.

The number of non-injury traffic accident reports taken for 2020 has decreased since 2019 by 32 reports and is the lowest reporting year in the last three years. Additionally, the number of injury traffic crashes increased by 5 reports. Intersections related accidents accounted for about 37% which is a decrease of 4% from 2019.

State Route 79 is major traffic route for both local traffic and traffic passing through. This roadway between Hopewell Dr./Parkview Dr. and SR79/Irving-Wick Dr. have the most reported intersection related injury crashes. These intersections are difficult to monitor with use of stationary patrols due to its design and operating businesses in the area during peak hours. There were total number of 193 crashes reported on SR 79 in 2020 which equates to 54% of all crash reports taken.

Traffic Enforcement Index

The Traffic Enforcement Index was developed by the International Association of Chiefs of Police to measure the effectiveness of traffic enforcement programs in reducing accidents. It represents the number of traffic violation convictions for hazardous moving violations, in relation to the number of accidents involving personal injury and/or death.

The IACP has determined through research that a TEI of 25 in urban areas results in a most effective enforcement to accident ratio. For a rural area, a TEI of 15 is considered most effective. Using the index on an annual basis allows law enforcement agencies to evaluate the quality of their traffic enforcement efforts and establish effective patrol strategies.

$$\text{TEI} = \frac{\# \text{ Of Convictions For Hazardous Moving Violations (Heath 2020) } 412}{\# \text{ Of Accidents Involving Personal Injury/Death (Heath 2020) } 71} = 5.8$$

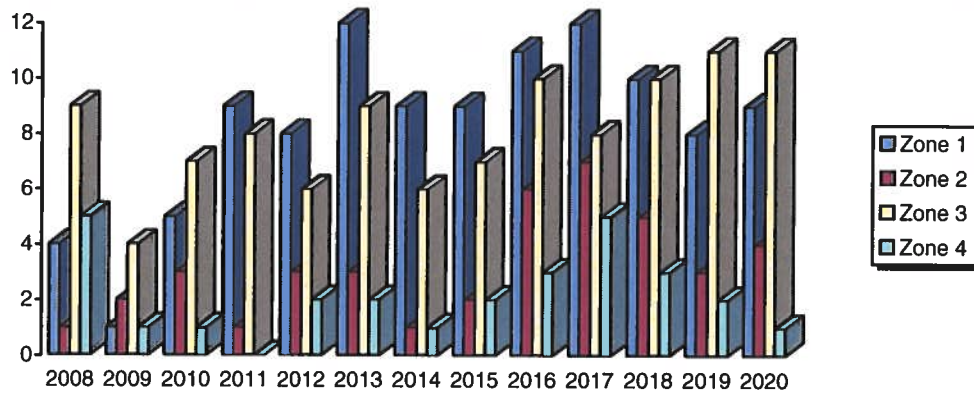
As the formula above demonstrates the TEI for 2019 for the city was 5.8, which is below the suggested TEI number for a rural or urban area. According to the number of injury/fatal accidents in 2020 (71) the department would have needed 1,065 convictions of hazardous moving violations to obtain a TEI of 15 and 1775 convictions to reach a TEI of 25. The TEI decreased in 2020 significantly from 2019. This can be attributed to decreased traffics stops and citations caused by the **COVID19** pandemic.

Recommendations

1. Develop traffic enforcement teams.
2. Encourage officers to take crash reports at every scene and issue a citation when fault can be determined.
3. Heavy traffic enforcement should be applied to SR79 specifically during early morning rush hour and during afternoon/evening hours.

¹ The statistics used to complete this report was compiled with use of the EmeriTech and InterCad system. These two reporting systems are used to document calls for service, event reporting and officer self-initiated activity.

Automobile Theft 2020



Zone 1 = North of Irving-wick Dr W. and West of SR79
Zone 2 = South of Irving-wick Dr W. and West of SR79
Zone 3 = North of Irving-wick Dr E. and East of SR79
Zone 4 = South of Irving-wick Dr E. and East of SR79

In calendar 2020, the Heath Police Department investigated 25 cases of theft of a motor vehicle or unauthorized use of motor vehicle. The total number of reported motor vehicle thefts increased by 1, in comparison with 2019.

Burglary and Breaking and Entering 2020

	Burglary		B & E		Total	
	2020	2019	2020	2019	2020	2019
Sunday	4	2	2	0	6	2
Monday	5	1	6	1	11	2
Tuesday	3	3	2	2	5	4
Wednesday	4	1	5	2	9	3
Thursday	1	0	2	1	3	1
Friday	0	1	2	2	2	3
Saturday	4	3	1	1	5	4
Unknown	0	8	28	34	28	42
	21	19	48	42	69	61

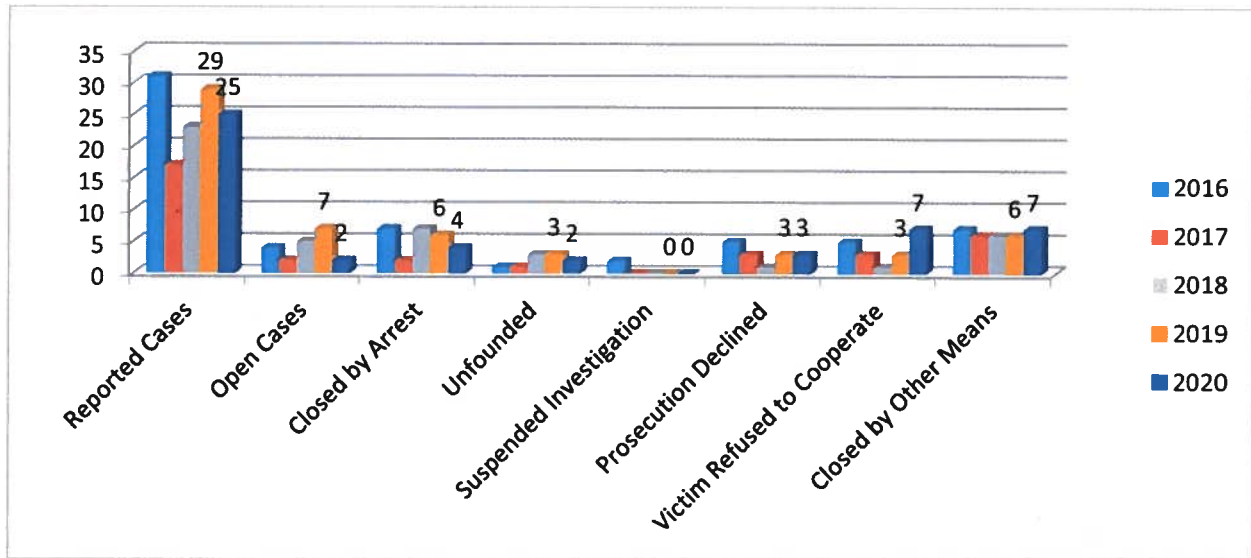
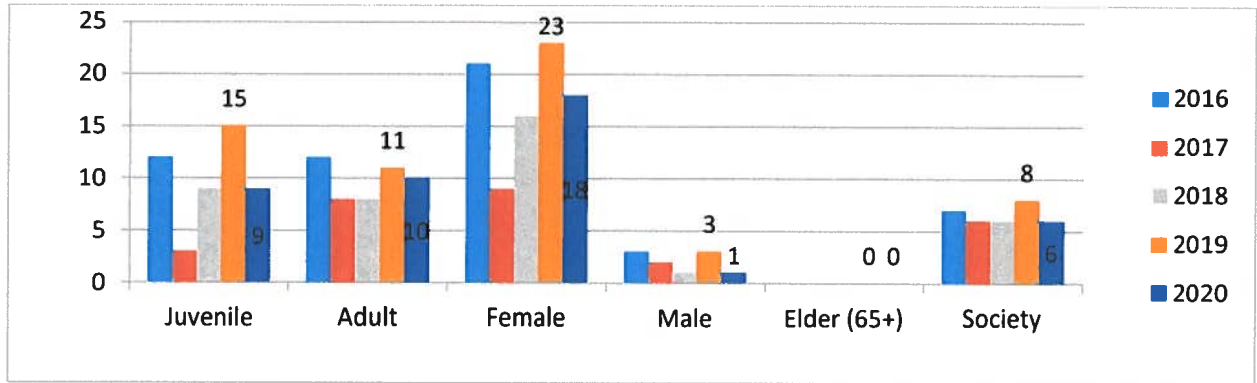
Breaking and entering is trespassing in an unoccupied structure and therefore this crime is generally committed against closed businesses and other uninhabited structures. Burglary is trespassing in an occupied structure or one when occupants are likely to be present, and therefore is generally committed against a residence. Burglary can also apply to a separate but attached portion of the structure such as a garage.

There are times when a victim is unable to determine the exact day in which the offense occurred. Therefore, an unknown category was created to reflect that data.

For calendar year 2020, the number of reported burglaries increased by 2. The data shows that most burglaries occurred on Monday.

The total number of reported 2020 breaking and entering reports increased by 6 for a total of 48. Storage unit facilities were a target this year as 26 B&E reports were taken, which was an increase of 1 from 2019. There were several units included in some reports, but only counted as one.

2020 SEX OFFENSE DATA



In 2020 there were 25 cases investigated as possible sex offenses. The majority of victims were female adults.

The number of cases involving society as a victim decreased to 6 complaints. There were no reported cases of elderly victims.

In 2020, seven cases resulted in filing of criminal charges, a decrease of 2 from 2019. Cases closed by arrest indicate the filing of criminal charges due to the facts of the criminal investigation.

2020 SEX OFFENSE DATA

The number of unfounded cases dropped to 2. The number of cases closed to the victim refusing to cooperate increased in 2020 to 7. At the end of 2020, there were 2 open cases and no suspended investigations.

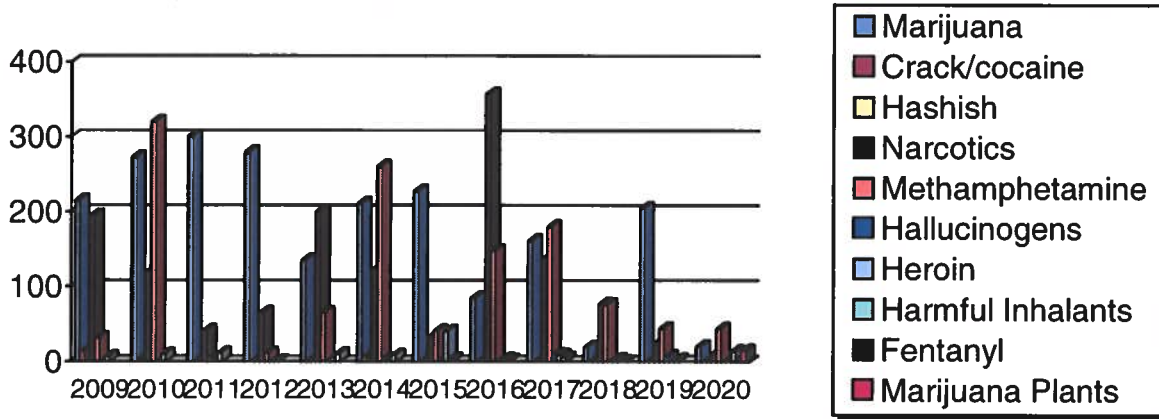
The offenses listed include public indecency incidents as well as sexual assaults and sex with minor children. Many sex offenses go unreported because of the emotional damage caused, and fear of the process of investigation and trial of the accused. Many times the offender is a relative or trusted person in the home, and revelation of the crime may occur many years after the incident. Therefore, prevention and deterrent methods used on other crimes do not work here. Education of the public is the best tool, and it is important for the department to sponsor programs that inform the public, especially children, how to protect themselves. The department follows the county protocol and works side by side with investigators from the Licking County Children's Services in this effort.

The agencies investigators are members of the Licking County Kids Team, which provides the Kid's Place. The Kid's Place is a non-profit facility provided for child victims of physical abuse and sexual abuse. Here the children receive physicals and exams, as well as a private interview facility for Law Enforcement and Family Services, geared for the comfort of the child. The Kid's Place also completes consultations and rechecks. Both detectives have received advanced training in dealing with sex cases and child abuse cases. The department has been with Kid's team since 1999. We should continue to support their efforts to participate in this program and continue our advance training in this area.

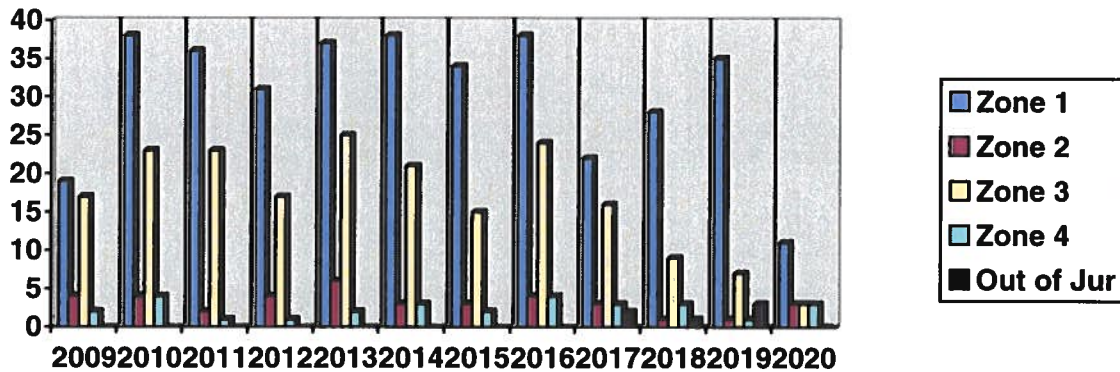
Drug Offenses 2020

* Amounts are in grams with the exception of narcotics and hallucinogens, which are shown in Dosage Units. Harmful Inhalants are by number of cans.

Seizures by Type of Drug



Drug Arrests by Zone



In 2020, drug arrests decreased by 27 from the recorded number of arrests in 2019 to 20. These numbers do not include any arrests by the Central Ohio Drug Task Force acting alone.

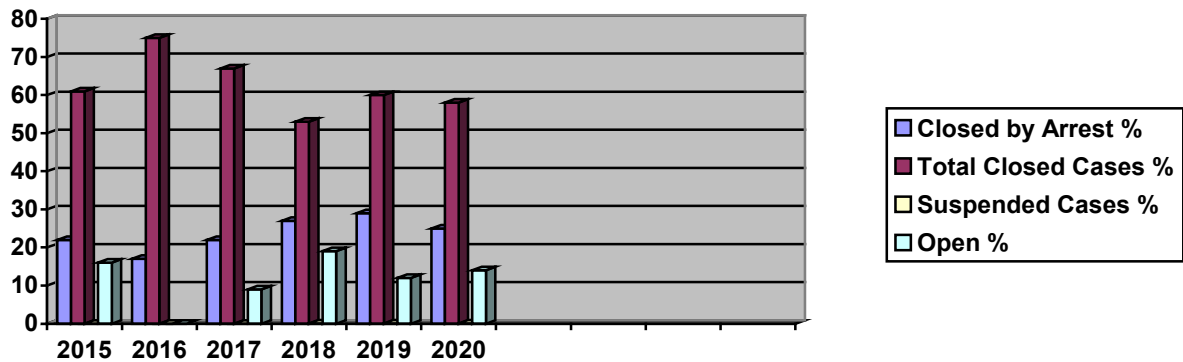
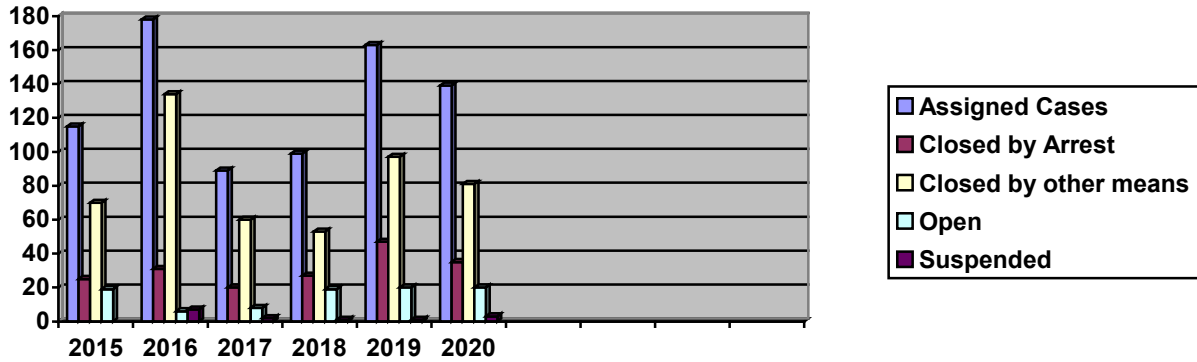
Ptl. Emde and Det. Sgt. Black have developed excellent relationships within CODE that has created a flow of information between the agencies.

We seized more methamphetamine than marijuana in 2020. Patrol officers are conducting aggressive patrols of motel and bar parking lots where drug offenders are likely to be found. Patrol officers are getting better at relaying intelligence to the detective section and drug units.

We will continue to use our relationship with surrounding agencies to develop up to date information on our area hotels. Our participation in the task force should continue combined with intelligence sharing with our neighboring agencies.

Support Sections for 2020

Detectives



The case closed data includes the following clearance codes: unfounded, prosecution declined and victim refused to cooperate. Cases which have been submitted to the prosecutor's office for review are included in the open case statistics. In 2020, 25% (35) of the total number of assigned cases (139) were closed by arrest.

In 2015 the Detective section set a goal of assisting the patrol officers with more of their investigations, regardless of degree of offense. The statistics above are for cases in which detectives were assigned as the primary investigator and do not include investigations in which assistance was given to the original investigating officer.



POLICE DEPARTMENT

"AN INTERNATIONALLY ACCREDITED AGENCY"

David W. Haren
Chief of Police

1287 HEBRON RD • HEATH, OHIO 43056 • (740) 522-2141 • FAX (740) 522-6365

Review of Agency Practices for the Year 2020

Prohibition of Bias Based Policing

By Chief Dave Haren

General Order 0154 strictly forbids bias based profiling by officers of this department. By definition, bias-based profiling is the selection of individuals for enforcement measures based solely on a common trait of a particular group such as race or gender.

Officers of this department rely on strict adherence to articulable reasonable suspicion and probable cause. Our mission and values statements guide us in our endeavor to do the right thing.

The department began collecting data on the race and gender of all operators in a stopped vehicle in 2019. Officers noted the race and gender of all persons related to any traffic stops. A review the attached data sheet shows no disproportionate contact with any gender or race. There is no indication of disproportionate citations or warnings based on race or gender.

State statutes and the local courts control all asset seizure and forfeitures. Any seizure made by an officer of this department must be in accordance to General Order 0105 (Search and Seizure) as well. General Order 0154 also prohibits bias based profiling regarding asset seizure and forfeiture and seizure. All property forfeitures for this department are approved by or prepared by the Licking County Prosecutors Office.

In reviewing the citizen complaints for 2020 no complaint contained an allegation of a bias-based practice. In 2020 a citizen's survey was conducted and no complaints or allegations of bias were found in any returned replies. A review of our Personnel Early Warning System was also conducted. There were 2 incidents that the Personnel Early Warning system was activated. Both employees were able to return to work successfully.

The prohibition against bias-based profiling is in General Order 0154 as stated above. This general order is covered for officers during the stops and approaches section of the Field Training Program. Our Mission, Vision, and Values statements reinforce this message. *Annual training including different legal aspects of the issue is conducted as part of the in-service training program that includes Ethics and Policy review of General Order 0154.*

After conducting a review of our training documentation and the citizen complaint review, I find the current practices are sufficient. The department will continue this training and review procedure to insure that prohibited practices do not occur, and that proper discipline will take place in any instance it may be discovered.



POLICE DEPARTMENT

"AN INTERNATIONALLY ACCREDITED AGENCY"

David W. Haren
Chief of Police

1287 HEBRON RD. • HEATH, OHIO 43056 • (740) 522-2141 • FAX (740) 522-6365

12/8/2020

Recruiting Analysis 2020

In 2018 the Heath Police Department worked with the Civil Service Commission to establish the National Testing Network as a civil service testing provider. This allowed for the expansion of the applicant field. In 2019 the Civil Service Commission approved the lateral transfer option for vacant position.

The recruiting plan calls for the recruiters to focus on finding quality candidates for the Reserve Program. There are only three reserve officers and two are retired Heath Police officers. This is not currently a viable recruiting option. We again must focus on getting the recruiters out to the annual county job fair and into the COTC to look for reserve candidates. Efforts should focus on diversity in ethnicity and gender.

No officers were hired in 2020.

In summary the target group for the recruiters will be females and more culturally diverse officers and recruiting activity should be increased by attending job fairs and local academy classes in an effort to build our reserve force.

Chief Dave Haren



POLICE DEPARTMENT

"An Internationally Accredited Agency"

David W. Haren

Chief of Police



1287 Hebron Road * Heath, OH 43056 * P: 740/522.2141 * F: 740/522.6365

www.heathohio.gov *

Heath Police Sworn Personnel Demographics

2018 – 2020

2018	
Male: 21	Female: 2
Caucasian: 22	African-American: 1
Other: 0	Other: 0

2019	
Male: 22	Female: 2
Caucasian: 23	African-American: 1
Other: 0	Other: 0

2020	
Male: 21	Female: 2
Caucasian: 20	African-American: 1
Other: 0	Other: 0

2020 Population by Race		
Race	Population	% of Total
Total Population	10412	100
White	9308	89.4
Black or African American	437	4.2
Two or More Races	447	4.3
Hispanic or Latino	260	2.5
Male	4768	45.8
Female	5643	54.2

<https://www.census.gov/quickfacts/fact/table/newarkcityohio,heathcityohio/PST045219>

