



# POLICE DEPARTMENT

*"AN INTERNATIONALLY ACCREDITED AGENCY"*

Anthony W. Shepherd  
Chief of Police

---

1287 HEBRON RD. • HEATH, OHIO 43056 • (740) 522-2141 • FAX (740) 522-6365

# Annual Report



# For The Year 2009



COMMISSION ON ACCREDITATION FOR LAW ENFORCEMENT AGENCIES



# POLICE DEPARTMENT

*"AN INTERNATIONALLY ACCREDITED AGENCY"*

Anthony W. Shepherd  
Chief of Police

---

1287 HEBRON RD. • HEATH, OHIO 43056 • (740) 522-2141 • FAX (740) 522-6365

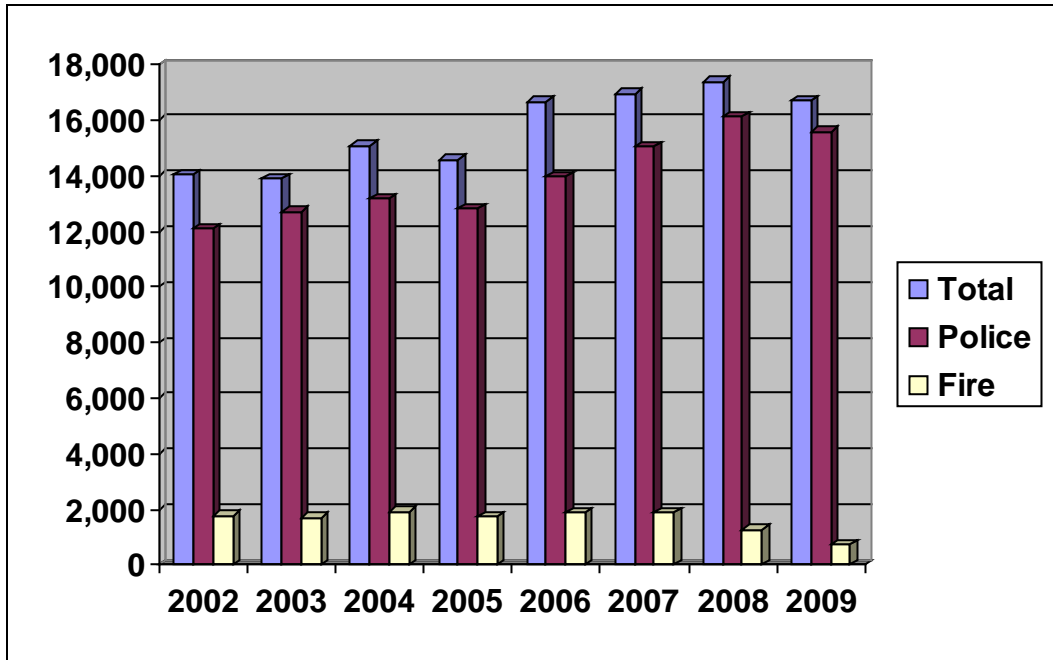
# Crime Analysis

For the Year  
2009



COMMISSION ON ACCREDITATION FOR LAW ENFORCEMENT AGENCIES

# CALLS FOR SERVICE 2009



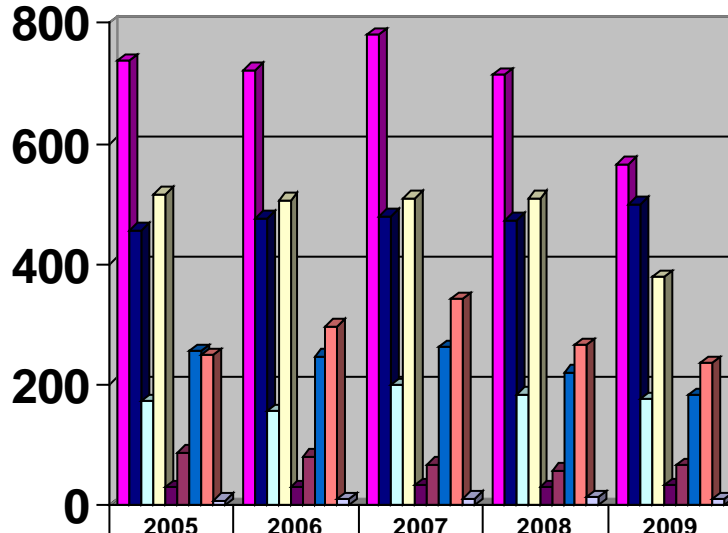
Upon compiling 2004 calls for service report it was decided to revisit the reported statistics for the prior years of 2001 and 2002. This was done in an attempt to find trends or patterns, and account for the apparent drop in the calls for service. The 2001 and 2002 numbers were found to be incorrect and were corrected.

The 2006 calls for service (CFS) increased from the previous year to 16,653 total calls and were the highest number recorded up to that point. In 2007 the number of CFS rose to 16,929, and for the third year in a row 2008 calls increased to 17,385. Total police CFS also increased dramatically from 15,053 to 16,130.

As a result of the fire department being dispatched by the County 911 center since May 22, 2008 the number of fire calls do not represent a true total of fire calls the fire department responded to in 2008 or 2009.

Total calls for 2009 dropped to 16,683 and fire calls dropped dramatically to 733. As stated above many fire calls are now directly dispatched by the 911 center and the dispatchers did not document all fire calls with a call record. Police calls numbered 15,590 down only 540 from 2008. The drop may be partially accounted for in the drop in traffic enforcement actions taken in 2009. This reduction has been addressed by department goals for 2010 and in the traffic analysis.

# Traffic Analysis for the Year 2009



	2005	2006	2007	2008	2009
Total Accidents Called In	737	723	780	715	566
Non-injury Accidents	456	477	480	473	500
Private Property	173	156	198	184	175
Crash Reports Taken	517	507	510	510	379
%No Crash Report Taken	29.8	30	32	29	33
Injury Accidents	87	81	68	58	66
Intersection related	255	247	262	220	183
Accidents with Citation	249	297	342	266	236
Traffic Enforcement Index	7.29	9.51	10.43	12.14	9.48

## Accidents

In 2008 an eight year low of reported accidents was set at 715 and the trend continued in 2009 with only 566. Injury accidents were at an eight-year low for 2008 (58) but rose in 2009 to 66. The 66 is the second lowest total in nine years. From July until November the city installed photo enforcement cameras for red light and speed violations. This controversial program resulted in a drop in the number of vehicles traveling in the city and also reduced the average speed of those traveling the city's main roads. The total number of accidents dropped measurably during this time frame but the program was defeated by a ballot issue in the election and discontinued.

Reported accidents and the number of crash reports (OH1) submitted will always vary. Officers responding to a scene may find no accident when they arrive or the drivers may decide they do not require an OH1 report to be completed. Both of these situations happen quite frequently. As part of paperwork reduction officers were allowed to discontinue the practice of taking a crash report for all deer crashes. Most insurance companies no longer require a crash report for animal caused crashes and local law

enforcement agencies have began taking fewer reports for deer crashes. There were 26 deer crash reports taken in 2008 compared to only 8 in 2009.

Intersections related accidents accounted for 183 of the 566 called in accidents for 2009. The majority occurred in those intersections on Hebron Rd. The next highest roadway was South 30th Street.

## **Traffic Enforcement Index**

The Traffic Enforcement Index was developed by the International Association of Chiefs of Police to measure the effectiveness of traffic enforcement programs in reducing accidents. It represents the number of traffic violation convictions for hazardous moving violations, in relation to the number of accidents involving personal injury and/or death. There was one fatal accident reported in 2009.

The IACP has determined through research that a TEI of 25 in urban areas results in a most effective enforcement to accident ratio. For a rural area, a TEI of 15 is considered most effective. Using the index on an annual basis allows law enforcement agencies to evaluate the quality of their traffic enforcement efforts and establish effective patrol strategies.

$$\text{TEI} = \frac{\# \text{ Of Convictions For Hazardous Moving Violations (Heath 2009) } 625.92}{\# \text{ Of Accidents Involving Personal Injury/Death (Heath 2009) } 66} = 9.48$$

These numbers do not include photo enforcement violations.

As the formula above demonstrates the TEI for 2009 for the city was 9.48, a poor number for a rural or urban area, and the lowest since 2005. According to the number of injury/fatal accidents in 2009 (66) the department should have 990 convictions of hazardous moving violations to obtain a TEI of 15, and 1650 to obtain a TEI of 25.

25 (desired TEI) multiplied by 66 (total injury/fatal accidents) = 1650 (represents the number of H MV convictions needed to obtain the desired TEI).

1650 divided by .96 (conviction rate) = 1719 H MV (citations needed to obtain desired TEI) The conviction rate for H MV citations filed by our department remains around 96% in Licking County Municipal Court.

It takes an average of 2.5 man hours to make a traffic arrest according to research of national statistics, so;

1650 multiplied by 2.5 = 4125 man hours needed of unassigned time for traffic law enforcement.

379 (crash reports taken) multiplied by 2.5 = 947.5 man-hours needed for accident investigation.

Add 4125 + 947.5 = 5072.5 man-hours to obtain the desired TEI.

5072.5 divided by 2080 (the number of work hours in a year) = 2.43 officers on duty at all times required to obtain the desired TEI.

## **Conclusions**

These recommendations were made in 2009 to increase the TEI:

1. Seek grant funding for man-hours required to accomplish the goals.  
*No grant was obtained.*
2. Explore the changes in traffic design on SR79.  
*The engineering study of the roadway made recommended changes to the median and two intersections. The city has obtained grants and funding and has plans to implement the plan with ODOT.*
3. Ensure patrol officers are taking proper enforcement actions.  
*The percentage of accidents cited increased by 10 percent.*
4. Strongly encourage officers to take crash reports at every scene and issue a citation when fault can be determined.  
*The percentage of crash reports taken remained unchanged at about 70%.*
5. Use overlap days to perform directed patrol during target times and in target areas.  
*Overlap days were sparse in 2009 and manpower levels remained 3 positions short of the approved staffing levels.*

## **Recommendations**

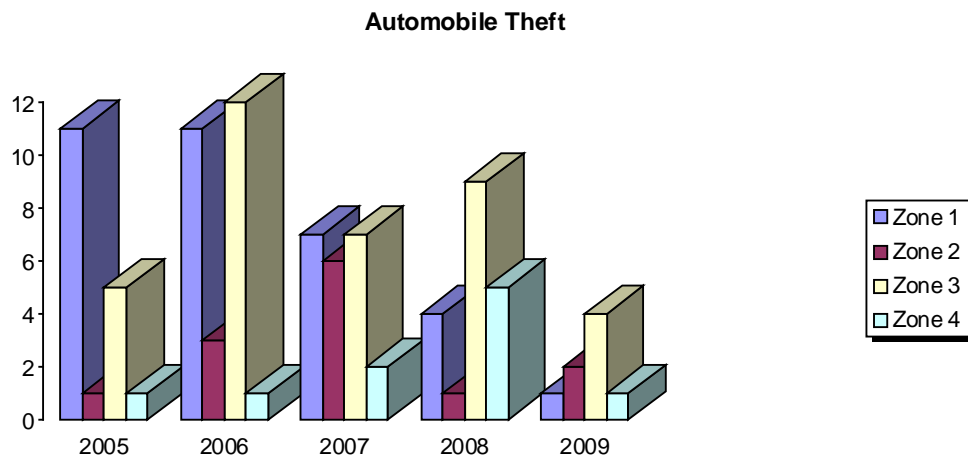
As in past years it is again a department goal to improve the TEI by following the recommendations. Small gains were made in 2006 to 2008, but 2009 was a set-back. This set-back was created due to the increase in injury accidents and the decrease in HMV citations. This decrease can be attributed partly to the reduction of traffic flow during the photo enforcement period.

The department has established a goal for patrol officers to spend %30 of their shift on traffic patrol. This goal is being monitored and measured on each officer's Daily Activity Report. The DAR's are currently being analyzed on a monthly basis.

The city will pursue improvements to Hebron Road by installing a concrete median and re-aligning two intersections which will effectively limiting left hand turns.

Officers are again encouraged to take crash reports at every scene and issue a citation when fault can be determined.

# Automobile Theft 2009



Zone 1 = North of Irving-wick Dr W. and West of SR79  
Zone 2 = South of Irving-wick Dr W. and West of SR79  
Zone 3 = North of Irving-wick Dr E. and East of SR79  
Zone 4 = South of Irving-wick Dr E. and East of SR79

In the year 2008 officers fielded 19 reports. In 2009, our reported auto thefts decreased to 7 reports. All of the vehicles were recovered. At times people report family or friends borrowed the car, but did not return on time.

As the report shows, the City of Heath has experienced a steady decline in reported auto thefts.

# Burglary and Breaking and Entering 2009

	Burglary		B & E		Total	
	2008	2009	2008	2009	2008	2009
<b>Sunday</b>	3	4	0	4	3	8
<b>Monday</b>	3	3	4	3	7	6
<b>Tuesday</b>	1	2	4	1	5	3
<b>Wednesday</b>	2	2	2	2	4	4
<b>Thursday</b>	5	1	4	2	9	3
<b>Friday</b>	2	4	3	2	5	6
<b>Saturday</b>	3	2	4	0	7	2
<b>Unknown</b>	6	7	3	4	9	11
	25	25	24	16	49	43

Breaking and entering is trespassing in an unoccupied structure and therefore this crime is generally committed against closed businesses and other uninhabited structures. Burglary is trespassing in an occupied structure, or one when occupants are likely to be present, and therefore is generally committed against a residence. Burglary can also apply to a separate but attached portion of the structure such as a garage.

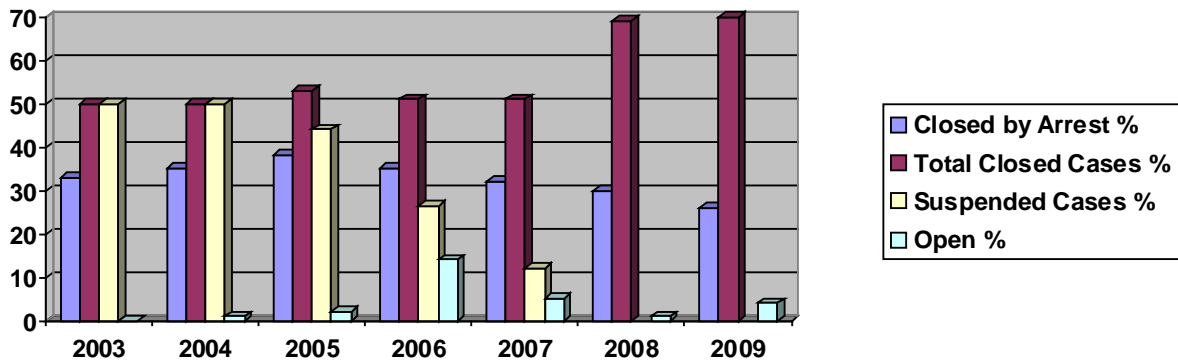
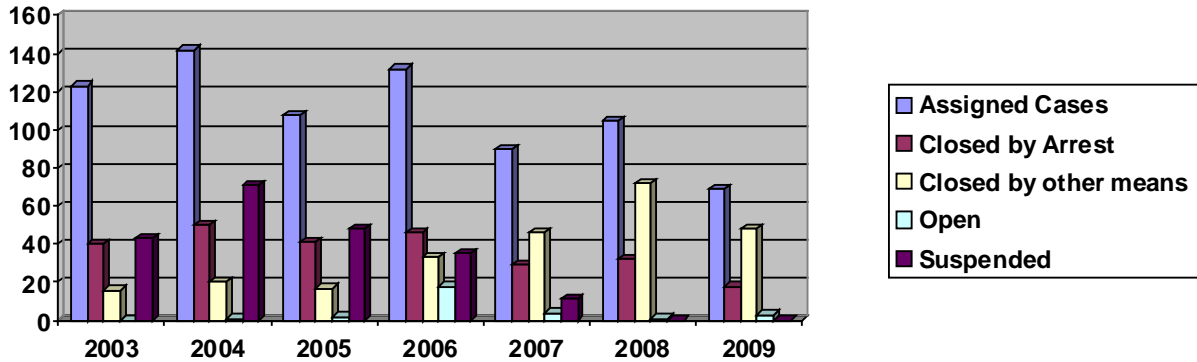
There are times when a victim is unable to determine the exact day in which the offense occurred. Therefore, an unknown category was created to reflect that data.

The 2009 Burglary data indicates that 10 of the reported 25 incidents occurred between Friday and Sunday. The total number of reported burglaries equaled did not change from 2008.

The total number of reported 2009 breaking and entering reports decreased by 25% from 2008.

# Support Sections for 2009

## Detectives



For 2009, we included suspended cases in with the closed cases. The case closed data includes the following clearance codes: unfounded, prosecution declined, victim refused to cooperate and suspended cases. From 2008 to 2009, we experienced a 4% decrease in the total number of cases closed by arrest. However, we handled 36 fewer cases in 2009. Calendar year 2009, ended with 4 cases still open.

In 2009, the detective section established goals to obtain in the coming year. This is a review of those goals.

### 1. Assist the patrol unit in a wider variety of investigations

- As a unit, we assisted on a greater number of investigations. The number of assigned cases dropped in 2009, due to our working with the patrol unit in their investigations, in contrast to taking over their investigations. By assisting them in their investigations, patrol officers have gained valuable insight into the investigative process.

### 2. Det. Coulter to obtain Master Evidence Technician certification

- Det. Coulter did not obtain her Master Evidence Technician due to her caseload and a change in the curriculum.

## **Significant Cases**

On January 18, 2009, the Heath had their first homicide in five years. The lead investigator was Det. Coulter. Det. Phillips and Sgt Black assisted in the investigation. The family reported, the victim missing, approximately two weeks before the homicide victim's discovery. The investigation, to date is still on going.

On February 13, 2009, HH Gregg reported a robbery where the suspects, as they attempted to flee the scene, struck another vehicle causing considerable damage. HH Gregg employees obtained the suspect vehicle's registration. Det. Phillips when to the registered owner's listed address, but was unable to locate the vehicle. Det. Phillips identified the suspect. Det. Phillips obtained a warrant for the suspect's arrest. Three months later, he was arrested.

In conjunction with the Ohio Attorney General's Office the Heath Police Department began an investigation on a gambling complaint. Undercover officials entered the suspect businesses on several occasions, in an effort to gather evidence. After a lengthy investigation, investigators obtained search warrants for the businesses. Execution of the search warrants took place in January of 2010. Several thousands of dollars in cash and equipment were among the seized items. The defendants in the case eventually plead to the charges.

### **Crime Prevention (contributed by Chief Shepherd)**

One of the department's goals for 2005 was to implement a proactive Crime Prevention Program. Although we did obtain certification that year for DARE Officer Broseus as a Crime Prevention Specialist through an advanced training course, our manpower shortage still precludes his proactive participation.

The Beat the Heat program's popularity continues. Because Officer Broseus and I volunteer our time to this program, manpower issues do not impact our success. Local businesses and organizations contributed more than \$2,000 in donations.

## Community Relations

Our relationship with the community remains strong. Last year we did not utilize a citizen survey. The very low number of complaints and continuing praise we receive are indicative of strong citizen support.

Though our numbers are few, we did a good job of remaining visible. The police department provided support for the following public events:

- • Star Spangled Celebration
- • Mopar Nationals Super Cruise
- • Kids Fest
- • Tri-City Bike Ride
- • Click it or Ticket Campaign
- • Drink & Drive, You Lose Campaign
- • Project ChildSafe
- • Victim Impact Panel
- • Hanover Christmas Parade
- • FOP Agencies on Display

The Heath Police Department recognizes that the criminal justice system has become a health care provider for the mentally ill. We recognize as well that treatment is preferred in lieu of arrest. For that reason, we participate with other local law enforcement agencies in the Licking County Crisis Intervention Team (CIT).

## Records

For 2009, our goal was to streamline the current reporting system. We focused our attention on creating a records retention schedule and reducing the amount of paper used.

### **Records 2009 Goals Review**

For 2009, we strived to achieve a paperless reporting system. Instituted policy changes mandating what reports require printing. The affected changes have reduced the workload of Clerk Angle, thus allowing Clerk Angle more time to manage record requests and file maintenance.

Clerk Lisa Angle again attended seminars this year for job specific training in records management and public records law. By continuing to attend, seminars that address the public records' law ensure the Heath Police Department is compliant with the state statutes.

Also for 2009, Clerk Angle created a compliant records retention schedule.

### **Goals for 2010**

1. Be more effective in distributing crime analysis at staff meetings and in the quarterly report.
2. Continue to work with Code, Team 7, and Ptl. Emde to arrest drug offenders.
3. Update records retention schedule and schedule records destruction in accordance with the schedule.
4. Reduction in the amount a paper used when generating reports
5. Train Ptl Jones in evidence management



# POLICE DEPARTMENT

*"AN INTERNATIONALLY ACCREDITED AGENCY"*

Anthony W. Shepherd  
Chief of Police

---

1287 HEBRON RD. • HEATH, OHIO 43056 • (740) 522-2141 • FAX (740) 522-6365

# Administrative Reports For The Year 2009



COMMISSION ON ACCREDITATION FOR LAW ENFORCEMENT AGENCIES

# Complaints Against Employees 2009



A total of fourteen complaints were lodged against a department employee in 2009. All but one of the complaints concerned full-time officers and that one being lodged against a reserve officer.

Of the complaints five were in regards to officer courtesy. These complaints were not sustained.

Two of the complaints were for driving while using a cell phone and were not sustained.

Five complaints alleged improper enforcement action. Three were not sustained, one sustained, and one officer exonerated.

One complainant alleged entrapment and was not sustained because there was no legal basis to the complaint.

One officer received a complaint for harassment which was not sustained.

Two complaints were made about cell phone use while driving a marked vehicle. These complaints were not sustained.

An anonymous complaint was filed that an officer had parked his patrol car during a traffic stop causing a dangerous obstruction to traffic. This complaint was not sustained as the officer was within policy and training guidelines.

All complaints were investigated and reviewed according to policy and procedure.

An unfounded complaint is one found to have no basis to the allegation. A complaint not sustained is when there is no corroborating evidence to uphold the allegation. A sustained complaint is when the investigation revealed evidence to support the allegation. Exoneration is total relief of any guilt or blame on the part of the accused employee.

This year resulted in one more complaint than in 2008 (13). In 2007 there were six complaints and that was two more than 2006. Employee complaints in 2006 were 3 less than the previous year. A total of 7 were received in 2005 and 12 in 2004. This upward trend is a result of our continuing endeavor to employ a customer service approach and our sense of accountability to the community we serve.

In contrast to this information I am proud to report our department received over thirty documented compliments for conduct in the line of duty during 2009.



# POLICE DEPARTMENT

*"AN INTERNATIONALLY ACCREDITED AGENCY"*

Anthony W. Shepherd  
Chief of Police

1287 HEBRON RD. • HEATH, OHIO 43056 • (740) 522-2141 • FAX (740) 522-6365

## **Review of Agency Practices for the Year 2009 Prohibition of Bias Based Policing**

By Lt. John Mason

General Order 0154 strictly forbids bias based profiling by officers of this department. By definition, bias based profiling is the selection of individuals for enforcement measures based solely on a common trait of a particular group such as race or gender.

Officers of this department rely on strict adherence to articulable reasonable suspicion and probable cause. Our mission and values statements guide us in our endeavor to always do the right thing.

The department does not collect data on the race of all occupants in a stopped vehicle. We do record the race on any citations issued to the driver and/or occupants. The race of an individual is not recorded for all field interviews unless a card is submitted. These cards are provided to the officer for use in the field to record information, but are not required.

State statutes and the local courts control all asset seizure and forfeitures. Any seizure made by an officer of this department must be in accordance to General Order 0105 (Search and Seizure) as well. General Order 0154 also prohibits bias based profiling regarding asset seizure and forfeiture and seizure. All property forfeitures for this department are approved by or prepared by the Licking County Prosecutors Office.

A review of citizen complaints was conducted for 2009 and no complaint or any part of a complaint contained any allegation of a bias based practice. In 2008 a citizen's survey was conducted and no complaints or allegations of bias were found in any returned replies.

The prohibition against bias based profiling is in General Order 0154 as stated above. This general order is covered for new officers during the stops and approaches section of the Field Training Program. Our Mission, Vision, and Values statements reinforce this message. Annual training including different legal aspects of the issue is conducted as part of the in-service training program.

After conducting a review of our training documentation and the citizen complaint review, I find the current practices are sufficient. The department will continue this training and review procedure to insure that prohibited practices do not occur, and that proper discipline will take place in any instance it may be discovered.



# Analysis of Grievances for the Year 2009



Date	Subject	Status	Comment
Jan 2, 2009	Seniority rights in OT procedure, dispatch	Denied by Chief.	No further action taken by grievant.
Jan 7, 2009	Repeal new dispatch OT procedure	Denied by Chief and Mayor	No arbitration sought by grievant, closed.
March 16, 2009	Tuition reimbursement	Denied by Chief	Granted by Mayor
May 14, 2009	Appeal one day suspension	Denied by Chief and Mayor	No arbitration sought by grievant, closed.

Four grievances were filed in 2009, two more than 2008. The Chief denied all four grievances and was overturned in only one case. That one grievance however could not be resolved at the Chief's level and required action by the Mayor. The other three grievances were not taken to the Civil Service Commission or arbitration and simply closed due to lack of further action by the employee.

# Pursuit Analysis 2009



<b>DATE</b>	<b>TIM E</b>	<b>INITIAL COMPLAINT</b>	<b>SUPECT ACTIONS</b>	<b>PURSUIT TERMINATION</b>
1/ 3/2009	1923	Stolen Car	High Speed, Evasive Action	Evaded capture , stopped and fled, foot
5/ 4/2009	0217	Fictitious Plates	High Speed, Evasive Action	Crash, fixed object, no injury
6/28/2009	0115	Stop Sign Violation	High Speed, Evasive Action	Crash, fixed object, no injury
9/22/2009	1856	Robbery Suspect	High Speed, Evasive Action	Crash, fixed object, no injury

The total number of pursuits in 2008 was six compared to five in 2007 and six in 2006. The five-year average is 4.3 per year. The year 2009 review found four pursuits which are right at the current average. Team sergeants conducted debriefings and their findings were forwarded to the Lieutenant and Chief. No injuries to innocent persons or property were noted. No violation of policy was noted and no corrective measures needed.

No trends or patterns were detected that indicate a change needed in policy or procedure.



## Response to Resistance Report 2009

<u>Type of Force</u>	Open Hand 7	Chemical Agent 0	Baton 0	Taser 2	Firearm 0	Canine 1
<u>Alcohol/Drug Use Suspected</u>	4	0	0	1	0	0
<u>Under Mental Stress</u>	1	0	0	0	0	0
<u>Forced Was Used to:</u>	Effect Arrest 10	Control Prisoner 1	Defend Officer 0			

There were eight incidents reported each year in 2002-2004 but only four in 2005. For the year of 2006 incidents rose again to nine. A significant drop in the use of force occurred in 2007 so a thorough review of incident reports indicating resistance was conducted. Only three response-to-resistance reports were filed and the review held this number to be accurate. The year of 2007 can be considered an anomaly as it is below the average of 7.4 since 2002.

In 2008 sixteen incidents required reports to be filed, well above the average. In nine instances where force was used the subjects were suspected of being under the influence of alcohol and/or drugs. In four instances the subject was believed to be under mental stress. There was no reported use of force against a minor or juvenile subject and one reported use of a taser was against a biting canine. Possibly 2008 may be proved as an exception by future analysis as we continue our annual reporting.

For 2009 only ten incidents required a response to resistance report be filed and is closer to the average.

The number of incidents in relation to total number of arrests is still relatively small.

All incidents were reviewed per procedure and substantiated as proper applications of force. There were no trends or patterns identified by this review that would require further action.